



Innovation Behind Every Door

AD-CTI-0059

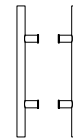
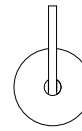
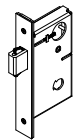
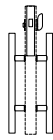
**Lock Hardware Guide - Hardware
Configuration Guide**

HARDWARE

EXTERIOR / INTERIOR

COMPONENTS (MORTISE BODY / EXTERIOR / INTERIOR / TRIM)

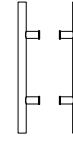
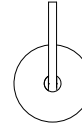
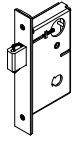
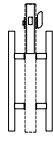
AD5440-LP (Privacy)
Deadbolt with Cointurn & Thumbturn,
with Ladder Pulls



User operates fixed handle from outside to slide door open. User operates fixed handle inside to slide door closed. User locks or unlocks door from inside by turning thumbturn. User operates fixed handle from inside to slide door open. Coin override allows unlock from outside in event of emergency.

Finish: Available in Satin Stainless Steel (US32D) (standard), Matte Black (US19), Oil-Rubbed Bronze (US10B). Also available in other finishes.

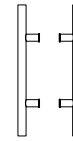
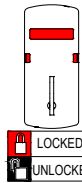
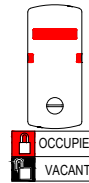
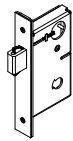
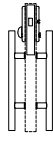
AD5440-LP-I (Privacy)
Deadbolt with Indicator & Thumbturn,
with Ladder Pulls



User operates fixed handle from outside to slide door open. User operates fixed handle inside to slide door closed. User locks or unlocks door from inside by turning thumbturn, and indicator on outside indicates Occupied (Red) or Vacant (Green). User operates fixed handle from inside to slide door open. Indicator allows unlock from outside in event of emergency.

Finish: Available in Satin Stainless Steel (US32D) (standard), Matte Black (US19), Oil-Rubbed Bronze (US10B). Also available in other finishes.

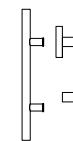
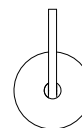
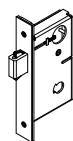
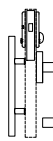
AD5440-LP-SI (Privacy)
Deadbolt with SECTIONAL Indicator &
Thumbturn, with Ladder Pulls



User operates fixed handle from outside to slide door open. User operates fixed handle inside to slide door closed. User locks or unlocks door from inside by turning thumbturn, and indicator on outside indicates Occupied or Vacant. User operates fixed handle from inside to slide door open. Indicator coin override allows unlock from outside in event of emergency.

Finish: Available in Satin Stainless Steel (US32D) (standard), Matte Black (US19), Oil-Rubbed Bronze (US10B). Also available in other finishes.

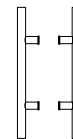
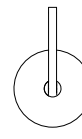

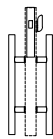
AD5440-LPL-I (Privacy)
Deadbolt with Indicator & Thumbturn,
with Ladder Pull Exterior and Lever
Interior



User operates fixed handle from outside to slide door open. User operates lever inside to slide door closed. User locks or unlocks door from inside by turning thumbturn. User operates lever from inside to unlatch deadbolt and slide door open. Indicator allows unlock from outside in event of emergency.

Finish: Available in Satin Stainless Steel (US32D) (standard), Matte Black (US19), Oil-Rubbed Bronze (US10B). Also available in other finishes.

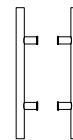
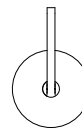
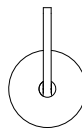
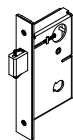
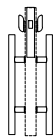
AD5441-LP (Privacy)
Internal Thumbturn Only with Ladder
Pulls



User operates fixed handle from outside to slide door open. User operates fixed handle inside to slide door closed. User locks or unlocks door from inside by turning thumbturn. User operates fixed handle from inside to slide door open.

Finish: Available in Satin Stainless Steel (US32D) (standard), Matte Black (US19), Oil-Rubbed Bronze (US10B). Also available in other finishes.

AD5442-LP (Privacy)
Back to Back Thumbturn with Ladder
Pulls



User locks or unlocks door from inside by turning thumbturn. User operates fixed handle from outside to slide door open. User operates fixed handle inside to slide door closed. User locks or unlocks door from inside by turning thumbturn. User operates fixed handle from inside to slide door open.

Finish: Available in Satin Stainless Steel (US32D) (standard), Matte Black (US19), Oil-Rubbed Bronze (US10B). Also available in other finishes.



Innovation Behind Every Door
www.specADsystems.com
1.425.740.6011

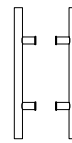
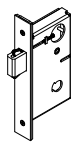
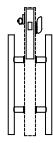
AD5000 Configurations - Deadbolt
AD-CTI-0059
Lock Hardware Guide - Hardware Configuration Guide
AD Systems

HARDWARE

EXTERIOR / INTERIOR

COMPONENTS (MORTISE BODY / EXTERIOR / INTERIOR / TRIM)

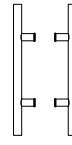
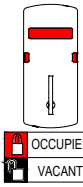
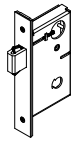
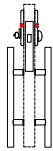
AD5450P-LP (Office) (Schlage)
 AD5450B-LP (Office) (SFIC)
 AD5450J-LP (Office) (Schlage FSIC)
 Deadbolt Cylinder & Thumbturn,
 with Ladder Pulls



User turns key from outside to lock or unlock door. User operates fixed handle on outside to slide door open. User operates fixed handle inside to slide door closed. User locks door inside by turning thumbturn. User turns thumbturn inside to unlock door. User operates fixed handle on inside to slide door open.

Finish: Available in Satin Stainless Steel (US32D) (standard), Matte Black (US19), Oil-Rubbed Bronze (US10B). Also available in other finishes.

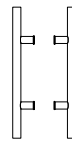
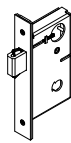
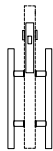
AD5450P-LP-SI (Privacy with Cylinder) (Schlage)
 AD5450B-LP-SI (Privacy with Cylinder) (SFIC)
 AD5450J-LP-SI (Privacy with Cylinder) (Schlage FSIC)
 Deadbolt with SECTIONAL Indicator & Cylinder &
 Thumbturn,
 with Ladder Pulls



User turns key from outside to lock or unlock door. User operates fixed handle from outside to slide door open. User operates fixed handle inside to slide door closed. User locks or unlocks door from inside by turning thumbturn, and indicator on outside indicates Occupied or Vacant. User operates fixed handle from inside to slide door open.

Finish: Available in Satin Stainless Steel (US32D) (standard), Matte Black (US19), Oil-Rubbed Bronze (US10B). Also available in other finishes.

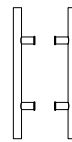
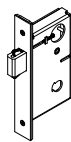
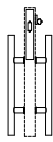
AD5462P-LP (BTB Cylinders) (Schlage)
 AD5462B-LP (BTB Cylinders) (SFIC)
 AD5462J-LP (BTB Cylinders) (Schlage FSIC)
 Back to Back Cylinders Lock with Cylinder Interior
 and Exterior with Ladder Pulls



User turns key from inside or outside to lock or unlock door. User operates fixed handle to slide door open and to slide door closed.

Finish: Available in Satin Stainless Steel (US32D) (standard), Matte Black (US19), Oil-Rubbed Bronze (US10B). Also available in other finishes.

AD5464P-LP (Cylinder Lock) (Schlage)
 AD5464B-LP (Cylinder Lock) (SFIC)
 AD5464J-LP (Cylinder Lock) (Schlage FSIC)
 Deadbolt Cylinder,
 with Ladder Pulls



User turns key from outside to lock or unlock door. User operates fixed handle on outside to slide door open. User operates fixed handle inside to slide door closed.


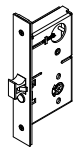



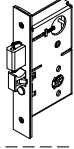



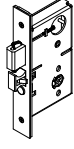



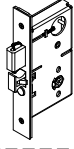



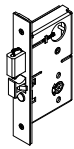



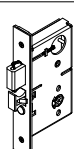


Only to be used in medical room where a patient room has egress and this lock prevents patients from entering staff area.


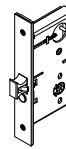
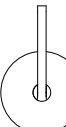



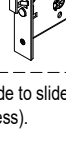
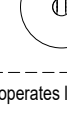
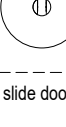



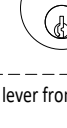




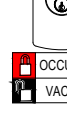



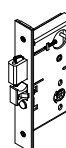




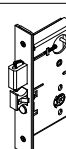



Finish: Available in Satin Stainless Steel (US32D) (standard), Matte Black (US19), Oil-Rubbed Bronze (US10B). Also available in other finishes.



Innovation Behind Every Door
 www.specADsystems.com
 1.425.740.6011

AD5000 Configurations - Deadbolt
 AD-CTI-0059
 Lock Hardware Guide - Hardware Configuration Guide
 AD Systems

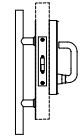
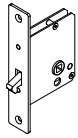

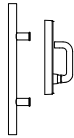
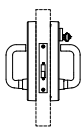
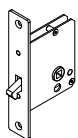



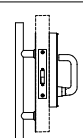
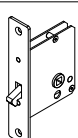
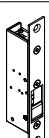
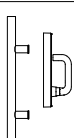
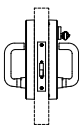
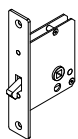
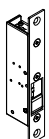


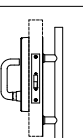
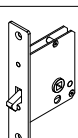
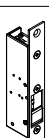
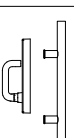
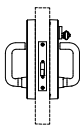
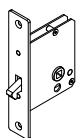



HARDWARE	EXTERIOR / INTERIOR	COMPONENTS (MORTISE BODY / EXTERIOR / INTERIOR / TRIM)		
AD6010-L03 (Passage) Lock Passage Latch, with Levers				
Latchbolt retracted by lever from either side at all times. Inside lever always free for immediate egress.				
Finish: Available in Satin Stainless Steel (US32D) (standard), Matte Black (US19), Oil-Rubbed Bronze (US10B). Also available in other finishes.				
AD6010-L03-I (Privacy) Lock Passage Latch with Indicator, Thumbturn and Levers				
User rotates lever from outside to slide door open. User rotates lever from inside to slide door closed. User locks door inside by turning thumbturn. User rotates lever from inside to automatically release lock (single action egress). User slides door open. Coin override allows unlock from outside in event of emergency.				
Finish: Available in Satin Stainless Steel (US32D) (standard), Matte Black (US19), Oil-Rubbed Bronze (US10B). Also available in other finishes.				
AD6080P-L03 (Storeroom) (Schlage) AD6080B-L03 (Storeroom) (SFIC) AD6080J-L03 (Storeroom) (Schlage FSIC) Lock with Cylinder Exterior, with Levers				
User rotates lever to slide door open and closed. User locks and unlocks door from outside by turning key in exterior cylinder. User rotates lever from inside to release lock (single action egress).				
Finish: Available in Satin Stainless Steel (US32D) (standard), Matte Black (US19), Oil-Rubbed Bronze (US10B). Also available in other finishes.				
AD6440-L03 (Privacy) Lock with Cointurn Override & Thumbturn, with Levers				
User rotates lever from outside to slide door open. User rotates lever from inside to slide door closed. User locks door inside by turning thumbturn. User rotates lever from inside to automatically release lock (single action egress). User slides door open. Coin override allows unlock from outside in event of emergency.				
Finish: Available in Satin Stainless Steel (US32D) (standard), Matte Black (US19), Oil-Rubbed Bronze (US10B). Also available in other finishes.				
AD6440-L03-I (Privacy) Lock with Indicator & Thumbturn, with Levers				
User rotates lever from outside to slide door open. User rotates lever from inside to slide door closed. User locks door inside by turning thumbturn. User rotates lever from inside to automatically release lock (single action egress). User slides door open. Indicator allows unlock from outside in event of emergency.				
Finish: Available in Satin Stainless Steel (US32D) (standard), Matte Black (US19), Oil-Rubbed Bronze (US10B). Also available in other finishes.				
AD6440-L03-SI (Privacy with Sectional) Lock with SECTIONAL indicator & Thumbturn, with Levers				
User rotates lever from outside to slide door open. User operates lever inside to slide door closed. User rotates thumbturn to lock outside lever. Indicator on outside shows room is occupied/Vacant. User rotates lever from inside to automatically release lock (single action egress). User slides door open.				
Finish: Available in Satin Stainless Steel (US32D) (standard), Matte Black (US19), Oil-Rubbed Bronze (US10B). Also available in other finishes.				

HARDWARE	EXTERIOR / INTERIOR	COMPONENTS (MORTISE BODY / EXTERIOR / INTERIOR/TRIM)			
AD6441-L03 (Privacy) Internal Thumbturn only with Levers					
User operates lever from outside to slide door open. User operates lever inside to slide door closed. User locks or unlocks door from inside by turning thumbturn. User rotates lever from inside to release lock and slide door open to exit (single action egress).					
Finish: Available in Satin Stainless Steel (US32D) (standard), Matte Black (US19), Oil-Rubbed Bronze (US10B). Also available in other finishes.					
AD6442-L03 (Privacy) Back-to-Back Thumbturn with Levers					
User locks or unlocks door from inside by turning thumbturn. User operates lever from outside to slide door open. User operates lever inside to slide door closed. User locks or unlocks door from inside by turning thumbturn. User rotates lever from inside to release lock and slide door open to exit (single actions egress).					
Finish: Available in Satin Stainless Steel (US32D) (standard), Matte Black (US19), Oil-Rubbed Bronze (US10B). Also available in other finishes.					
AD6450P-L03 (Office) (Schlage) AD6450B-L03 (Office) (SFIC) AD6450J-L03 (Office) (Schlage FSIC) Lock with Cylinder & Thumbturn, with Levers					
User turns key from outside to lock or unlock door. User rotates lever from outside to slide door open. User rotates lever from inside to slide door closed. User locks door inside by turning thumbturn. User rotates lever from inside to automatically release lock (single action egress). User slides door open.					
Finish: Available in Satin Stainless Steel (US32D) (standard), Matte Black (US19), Oil-Rubbed Bronze (US10B). Also available in other finishes.					
AD6450P-L03-SI (Cylinder with Sectional) (Schlage) AD6450B-L03-SI (Cylinder with Sectional) (SFIC) AD6450J-L03-SI (Cylinder with Sectional) (Schlage FSIC) Lock with SECTIONAL Cylinder Trim with Indicator & Thumbturn, with Levers					
User turns key from outside to lock or unlock door. User rotates lever from outside to slide door open. User operates lever inside to slide door closed. User rotates thumbturn to lock outside lever. Indicator on outside shows room is occupied/Vacant. User rotates lever from inside to automatically release lock (single action egress). User slides door open. Slide indicator on inside shows Locked / Unlocked.					
Finish: Available in Satin Stainless Steel (US32D) (standard), Matte Black (US19), Oil-Rubbed Bronze (US10B). Also available in other finishes.					
AD6462P-L03 (BTB Cylinders) (Schlage) AD6462B-L03 (BTB Cylinders) (SFIC) AD6462J-L03 (BTB Cylinders) (Schlage FSIC)					
User turns key from inside or outside to lock or unlock door. When unlocked, user uses interior lever or exterior lever to open and close door. When locked, user rotates lever from inside to release lock and slide door open to exit (single action egress).					
Finish: Available in Satin Stainless Steel (US32D) (standard), Matte Black (US19), Oil-Rubbed Bronze (US10B). Also available in other finishes.					
AD6464P-L03-630 (Schlage) AD6464B-L03 (SFIC) AD6464J-L03 (Schlage FSIC) Mortise with Levers and Exterior Cylinder, no Thumbturn					
Turn key from outside to lock or unlock door. When unlocked, user uses interior lever or exterior lever to open and close door. When locked, user rotates lever from inside to release lock and slide door open to exit (single action egress).					
Finish: Available in Satin Stainless Steel (US32D) (standard), Matte Black (US19), Oil-Rubbed Bronze (US10B). Also available in other finishes.					



Innovation Behind Every Door
 www.specADsystems.com
 1.425.740.6011

AD6000 Configurations - Self-Latching with Single Action Egress
 AD-CTI-0059
 Lock Hardware Guide - Hardware Configuration Guide
 AD Systems

HARDWARE	EXTERIOR / INTERIOR	COMPONENTS (MORTISE BODY / EXTERIOR / INTERIOR/TRIM)			
AD7071-LPLE Electric Strike 12/24V, Fail Safe, Ladder Pull Exterior & E Strike Lever Interior					
<p>Strike is unlatched until activated by user with Electronic Activation Hardware, engaging strike and latching lock. While unlatched, user operates exterior fixed handle to open door. User operates interior lever to close door. While latched, user rotates interior lever to release lock and slide door open to exit (single action egress). Door is unlocked without power.</p>					
<p>Finish: Satin Stainless Steel (US32D) Only</p>					
AD7071P-LE (Fail Safe) (Schlage) AD7071B-LE (Fail Safe) (SFIC) AD7071J-LE (Fail Safe) (Schlage FSIC) Electric Strike 12/24V, Fail Safe, E Strike Levers with Cylinder and Keyed Override (KOR)				 	
<p>Strike is unlatched until activated by user with Electronic Activation Hardware, engaging strike and latching lock. While unlatched, user operates exterior fixed handle to open door. User operates interior lever to close door. While latched, user rotates interior lever to release lock and slide door open to exit. User operates exterior cylinder to stop operation of exterior lever and keep door latched, unlocking cylinder releases exterior lever to unlatch lock. Door is unlocked without power.</p>					
<p>Finish: Satin Stainless Steel (US32D) Only</p>					
AD7072-LPLE (Fail Secure) Electric Strike, 12/24V. Fail Secure, Ladder Pull Exterior and E Strike Lever Interior					
<p>Strike is latched until activated by user with Electronic Activation Hardware, disengaging strike and unlatching lock. While unlatched, user operates exterior fixed handle to open door. User operates interior lever to close door. While latched, user rotates interior lever to release lock and slide door open to exit (single action egress). Door is locked without power.</p>					
<p>Finish: Satin Stainless Steel (US32D) Only</p>					
AD7072P-LE (Fail Secure) (Schlage) AD7072B-LE (Fail Secure) (SFIC) AD7072J-LE (Fail Secure) (Schlage FSIC) Electric Strike, 12/24V. Fail Secure, E Strike Levers with Cylinder and Keyed Override (KOR)				 	
<p>Strike is latched until activated by user with Electronic Activation Hardware, disengaging strike and unlatching lock. While unlatched, user operates exterior fixed lever to open door. User operates interior lever to close door. User operates exterior cylinder to stop operation of exterior lever and keep door latched, unlocking cylinder releases exterior lever to unlatch lock. While latched, user rotates interior lever to release lock and slide door open to exit (single action egress). Door is locked without power.</p>					
<p>Finish: Satin Stainless Steel (US32D) Only</p>					
AD7073-LPLE (Fire-Rated) Electric Strike, 12/24V. Fire-Rated, Ladder Pull Exterior & E Strike Lever Interior					
<p>Strike is latched until activated by user with Electronic Activation Hardware, disengaging strike and unlatching lock. While unlatched, user operates exterior fixed handle to open door. User operates interior lever to close door. While latched, user rotates interior lever to release lock and slide door open to exit (single action egress). Door is locked without power.</p>					
<p>Finish: Satin Stainless Steel (US32D) Only</p>					
AD7073P-LE (Fire-Rated) (Schlage) AD7073B-LE (Fire-Rated) (SFIC) AD7073J-LE (Fire-Rated) (Schlage FSIC) Electric Strike, 12/24V. Fire-Rated, E-Strike Levers with Cylinder and Keyed Override (KOR)				 	
<p>Strike is latched until activated by user with Electronic Activation Hardware, disengaging strike and unlatching lock. While unlatched, user operates exterior fixed lever to open door. User operates interior lever to close door. User operates exterior cylinder to stop operation of exterior lever and keep door latched, unlocking cylinder releases exterior lever to unlatch lock. While latched, user rotates interior lever to release lock and slide door open to exit (single action egress). Door is locked without power.</p>					
<p>Finish: Satin Stainless Steel (US32D) Only</p>					

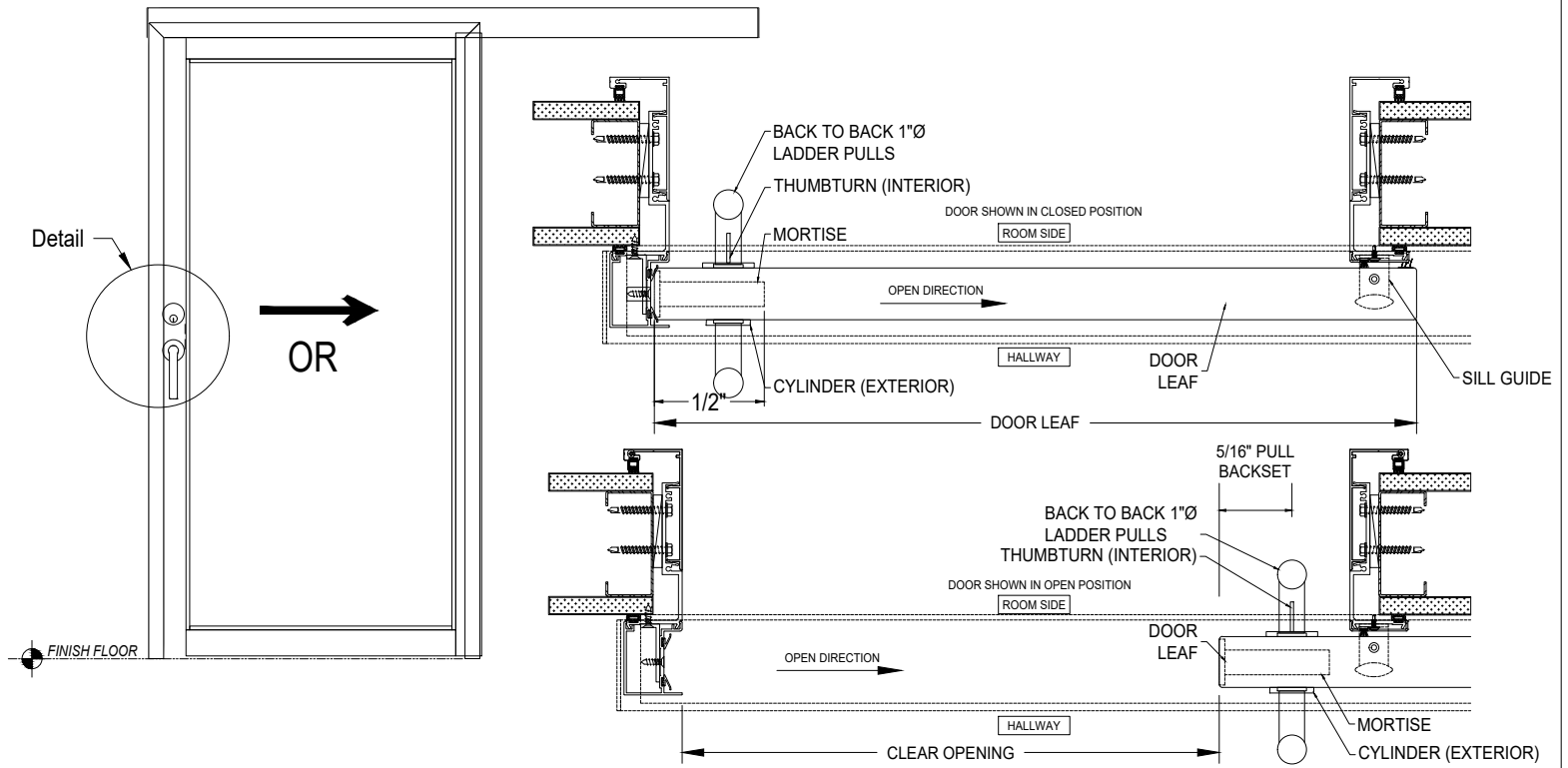


Innovation Behind Every Door
 www.specADsystems.com
 1.425.740.6011

AD7000 Configurations - Electric Strikes
 AD-CTI-0059
 Lock Hardware Guide - Hardware Configuration Guide
 AD Systems

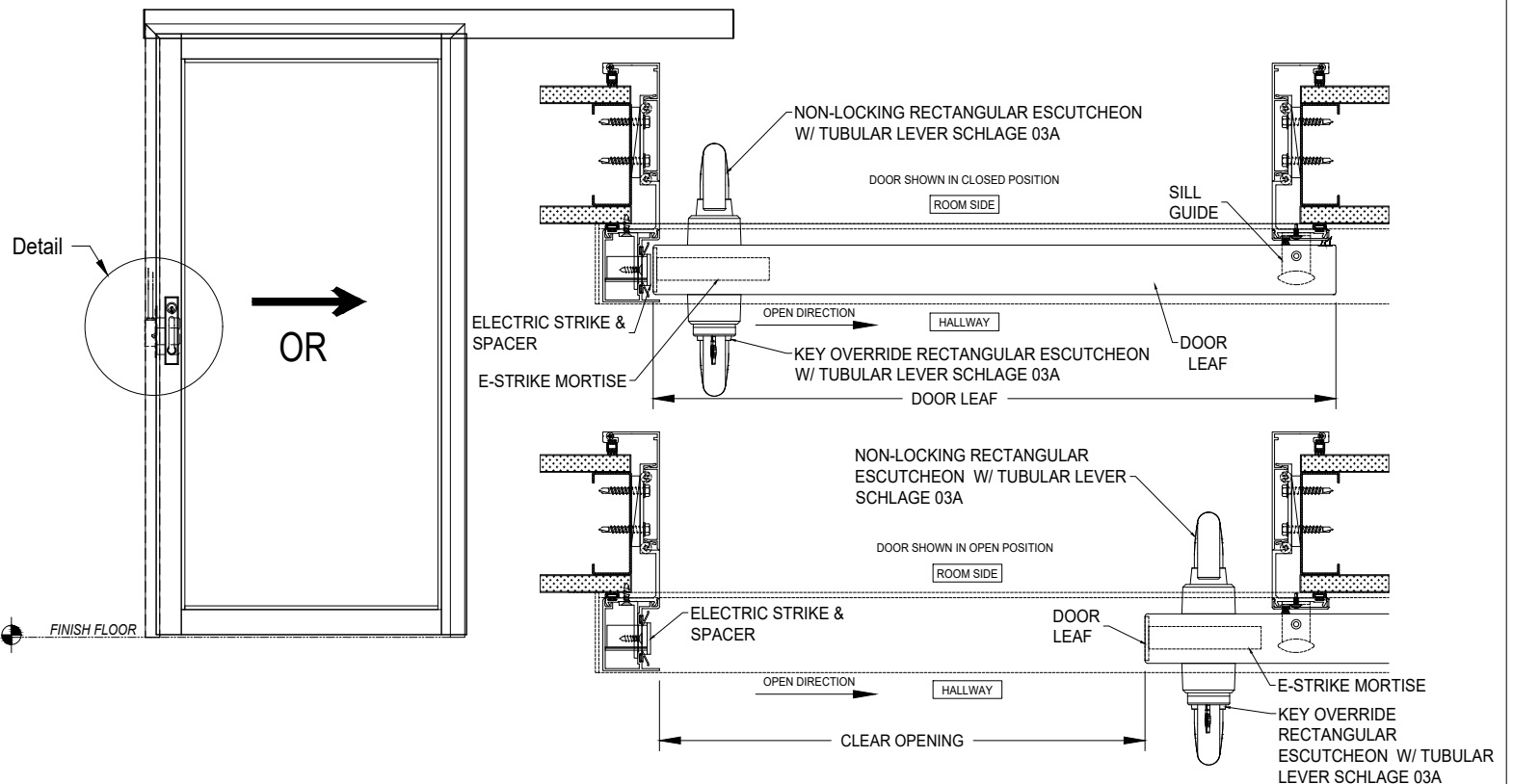
AD5000/6000 Generic Elevation View

Top Down Detail View - AD5000/6000 Shown



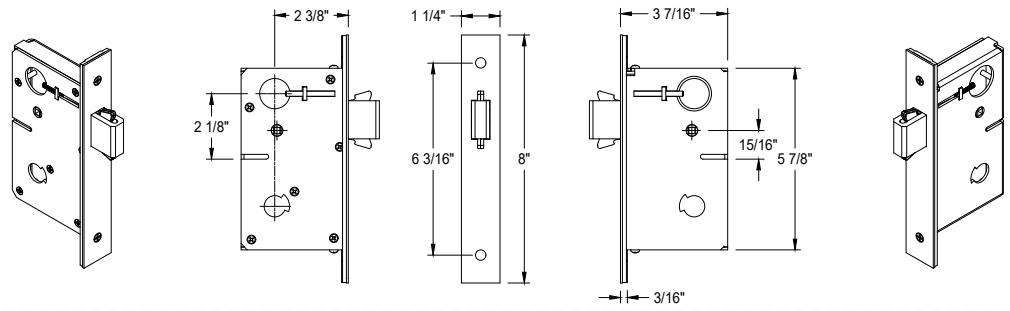
AD7000 Generic Elevation View

Top Down Detail View - AD7000 Shown

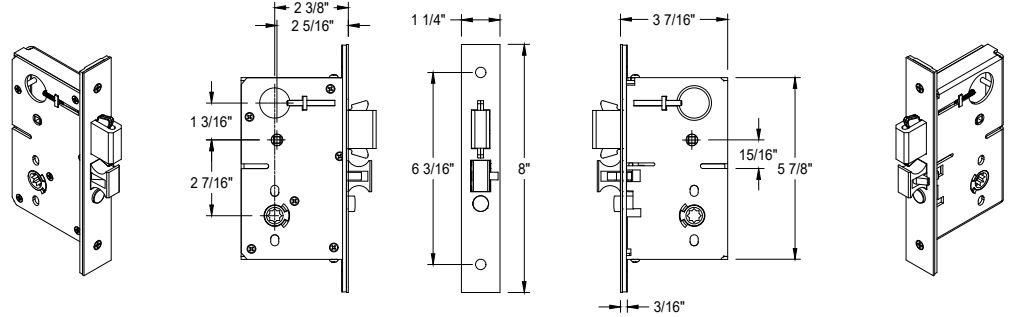


MORTISES:

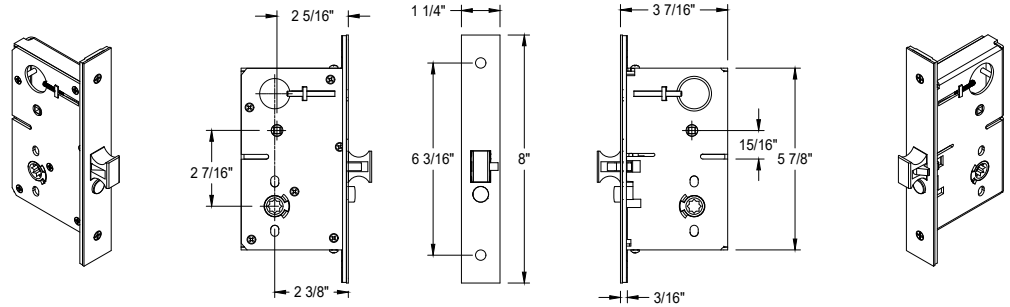
**Deadbolt
(HDW0192)**



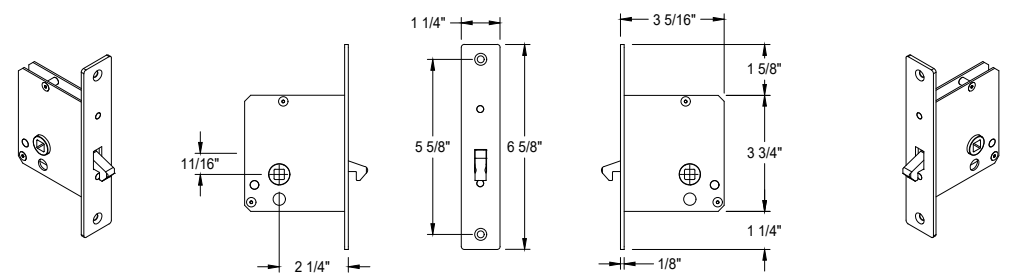
**Self-Latching with Single Action
Egress and Deadbolt
(Open Right - HDW0193)
(Open Left - HDW0194)**



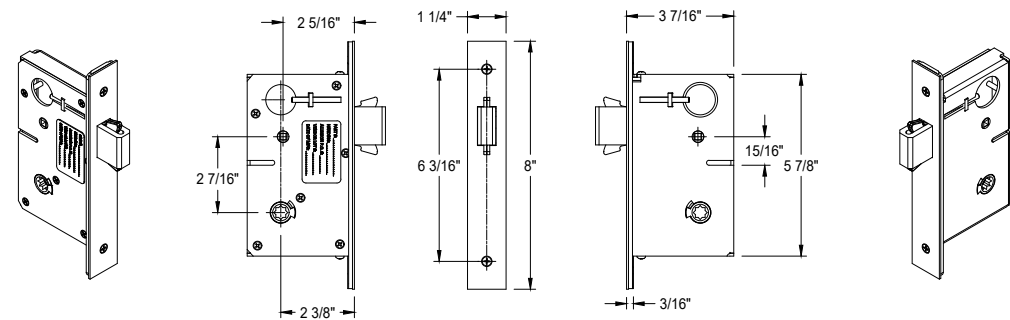
**Self-Latching with Single Action
Egress
(Passage - HDW0195)
NOTE: Both Interior and exterior
levers active**



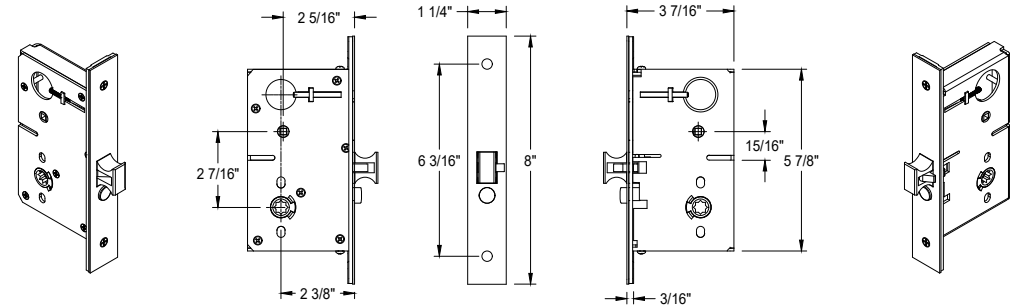
**Self-Latching for use with
E-Strikes
(Aluminum Doors - HDW0282)
(Wood Doors - HDW0282-1)**



**Deadbolt with Single
Action Egress
(HDW0538)**

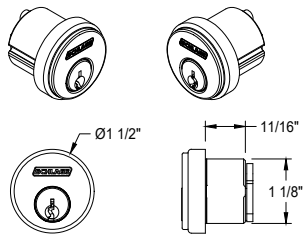


**Self-Latching, Single Action
Egress
(Open Left - HDW0683)
(Open Right - HDW0634)
NOTE: Interior lever active, exterior
lever fixed**

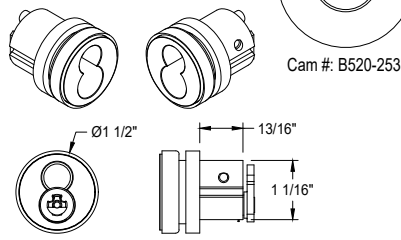


CYLINDERS:

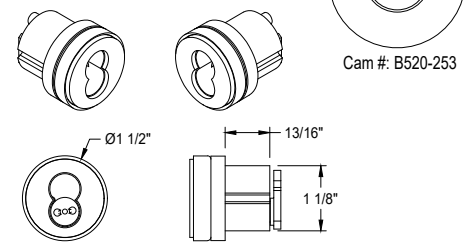
Schlage S123 Keyway
Conventional Standard Cylinder
(HDW0296)



Schlage FSIC less core (6-pin)
(HDW0187), with plastic
Actuator (HDW0168)

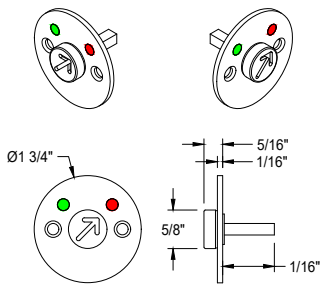


SFIC less core (6-pin or 7-pin)
(HDW0203), with plastic
Actuator (HDW0153)

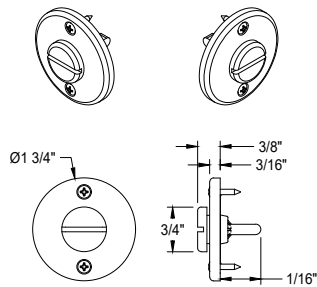


TRIM:

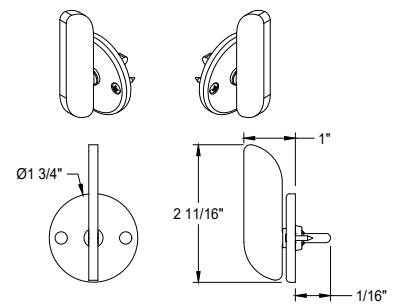
Indicator with Emergency Override
(RH / LHR - HDW50019)
(LH / RHR - HDW50021)



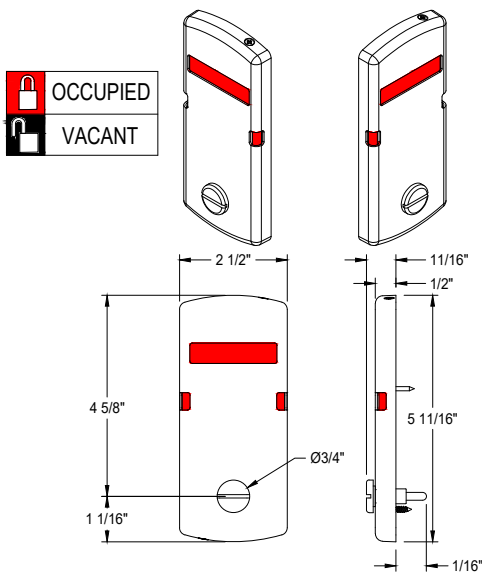
Coin Override
(HDW0199)



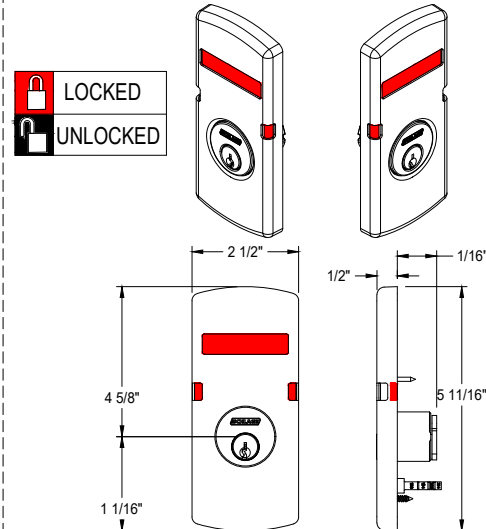
Schlage Thumbturn ADA Enhanced
(HDW0198)



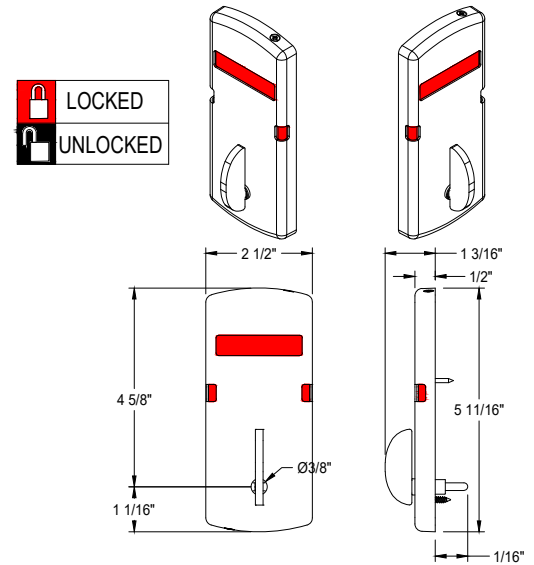
Indicator with Cointurn, Outside
(HDW0668)



Cylinder Trim with Indicator, Outside
(HDW0670)



Indicator with Thumbturn, Inside
(HDW0669)

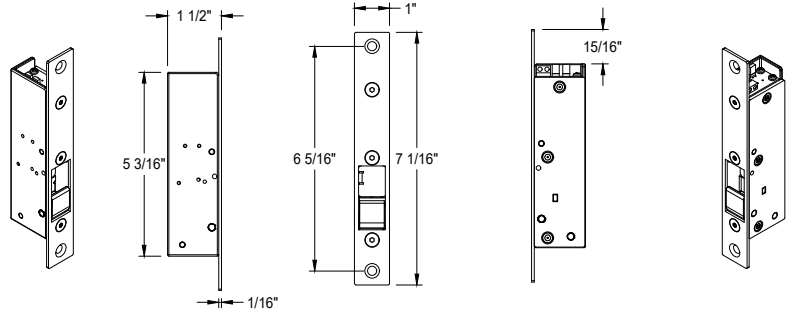


STRIKES:

Electric Strike

(Fail Secure - HDW0439)

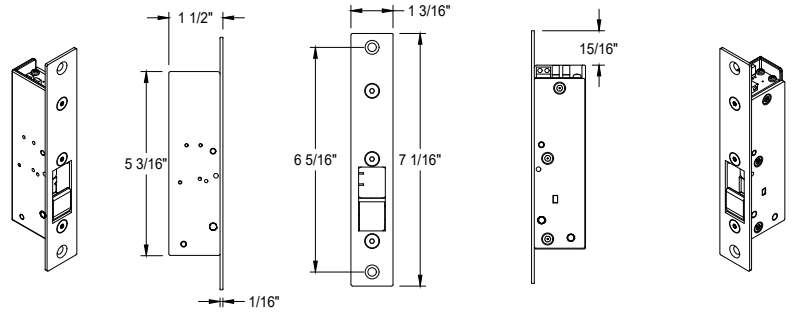
- Fail Secure: Remains locked during power failure
- Voltage: 12 or 24VDC (selected with jumper)
- Break-In Resistance: 675 lbs.
- Operating Temperature: +5°F to +104°F
- Material: Zinc Die-Cast



Electric Strike

(Fire Rated - HDW0671)

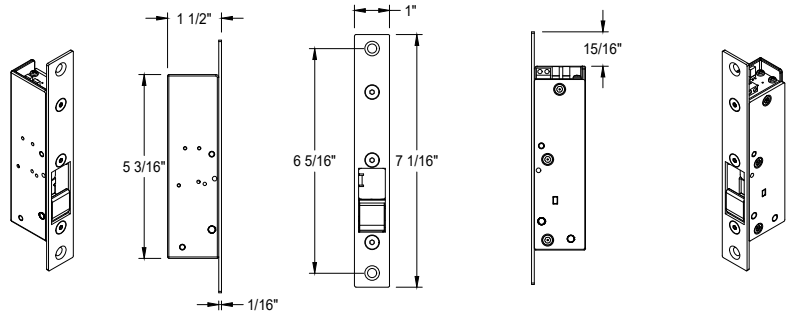
- Fail Secure: Remains locked during power failure
- Approved for use with AD Systems FireSlide Doors
- Voltage: 12 or 24VDC (selected with jumper)
- Break-In Resistance: 675 lbs.
- Operating Temperature: +5°F to +104°F
- Material: Stainless Steel Die-Cast



Electric Strike

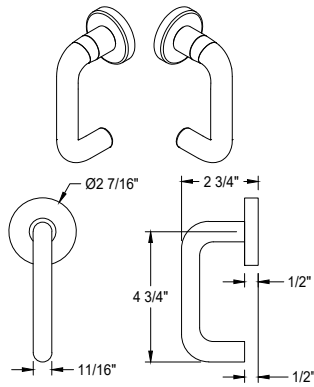
(Fail Safe - HDW0685)

- Fail Safe: Unlocks during power failure
- Voltage: 12 or 24VDC (selected with jumper)
- Break-In Resistance: 675 lbs.
- Operating Temperature: +5°F to +104°F
- Material: Zinc Die-Cast

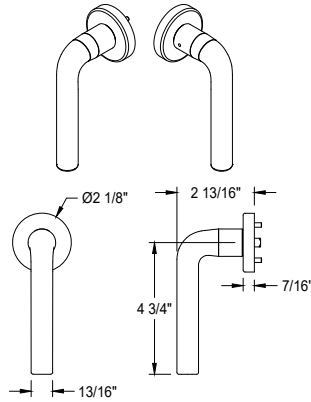


LEVERS/PULLS

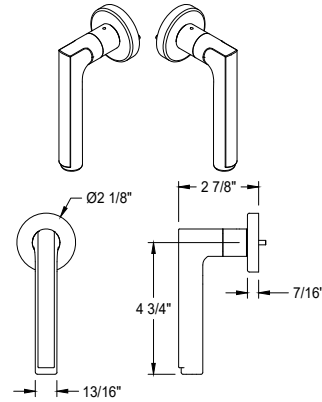
Schlage 03 Lever
(HDW0202)



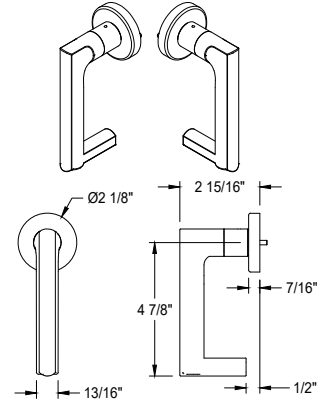
Schlage 02 Lever
(HDW0273)



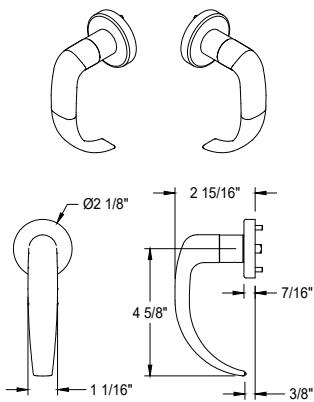
Schlage Latitude
(HDW0274)



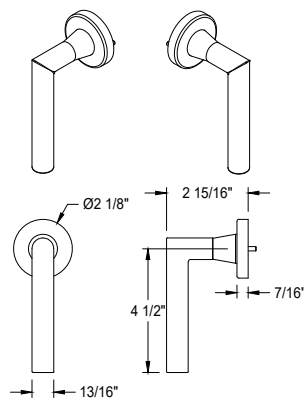
Schlage Longitude
(HDW0275)



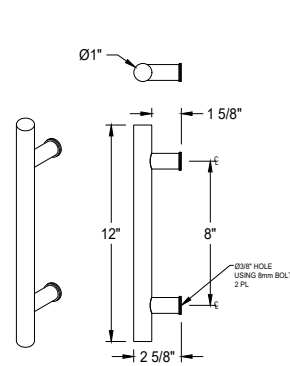
Schlage 17 Lever
(HDW0276)



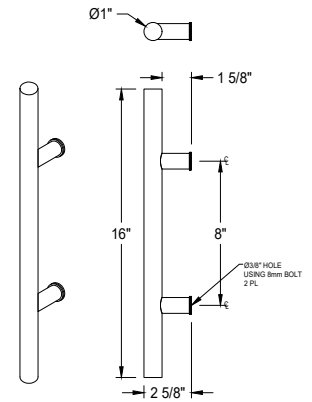
Schlage M52 Lever
(HDW0277)



12\"/>

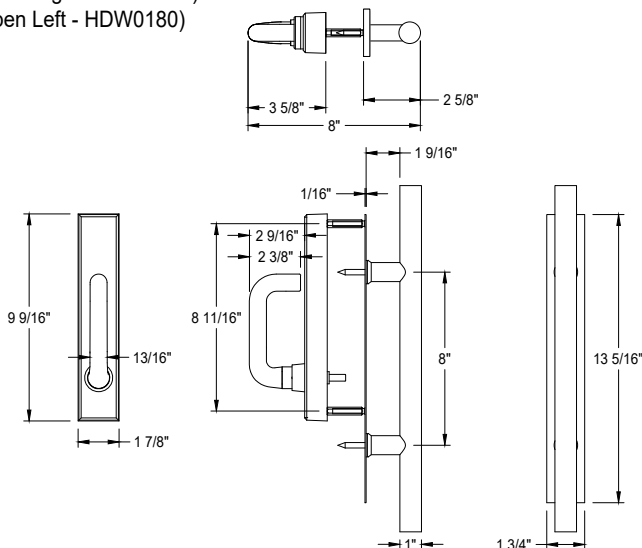


16\"/>



E-STRIKE LEVER WITH LADDER PULL

- 16\"/>



BACK TO BACK E-STRIKE LEVERS

- Set - Locking Rectangular Escutcheon with Tubular Schlage Lever 03A Only
(Open Right - HDW0145)
(Open Left - HDW0146)
- Schlage S123 Cylinder (HDW0296)
- Blocking Ring (HDW0337)
- Keyed Override (KOR) function

